

Product info

Hydrocord™ UKP Plug is designed for temporary or permanent sealing of holes without pipes. This seal is the optimal solution for protection against pressure and non-pressure groundwater. Compression plates are made of stainless steel.

Application

Hydrocord™ UKP Plug seal is used for sealing and waterproofing of holes in the enclosing structures of buildings (usually monolithic or prefabricated reinforced concrete walls and ceilings), as well as for sealing of edges in cases during trenchless laying of pipes.


The principle of seal operation is the expansion of the sealing element (rubber core), under the action of the compressive force of the pressure steel plates when tightening the bolts that unite the structure.

Advantages

- Proven water resistance up to 5 bar;
- Installation does not depend on ambient temperature;
- Instrumental quality control (Dynamometric wrench);
- Gas and waterproof;
- Quick installation;
- Durability;
- Can be customized to any size and modification;
- Can be adjusted for contact with oils and oil products (made of oil and petrol resistant rubber);
- Application in contact with potable water is available (modification with food grade rubber);
- Modification with an extended operating temperature range (from - 60°C to + 200°C) made of silicone rubber is available

Notes

- The drilled hole must be treated with epoxy compound;





Notes

- The drilled hole must be treated with epoxy compound;
- Hydrocord™ UKP **should not support** the pipe;
- The pipe must be centered and fixed on special pipe supports.

Materials

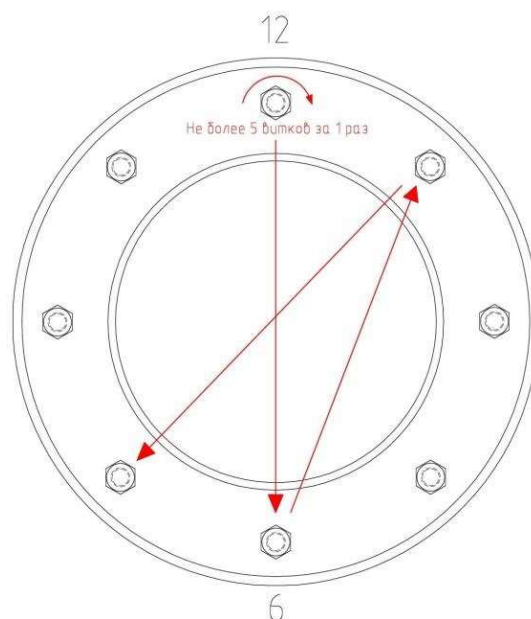
Annular space seal Hydrocord™ UKP can be made of the following materials:

1. EPDM (Standard);
2. Oil and petrol resistant rubber (Optional);
3. Food grade rubber (Optional);
4. High temperature silicone rubber (Optional);

Installation


1. Clean the hole (sleeve, drilled hole, case, etc.) and pipe;
2. Check the pipe and hole diameters and compare with the seal diameters;
3. Install Hydrocord™ UKP on the pipe (for the Split version - close and assemble the seal on the pipe);
4. Put the seal into the hole. The nuts of the tightening bolts must be directed towards the installer. (It is recommended to install the seal in such a way to provide access to the tightening nuts during the building operation);
5. Tighten the tie bolts in a star pattern using a torque wrench (as it is shown below). The tightening torque must be in accordance with the table below. Each bolt must be tightened in several steps until the required torque is reached, several steps are required;
6. It is allowed to mount the seal on pipes that are installed under a longitudinal slope of up to 30° (or up to 50‰).

Bolt diameter	Tool dimensions for bolts
M6	10mm
M8	13mm
M10	17mm
M12	19mm



Maximum tightening torque, Nm		
Bolt diameter	Standard pipes	Thin-walled and pre-insulated (corrugated) pipes
M6	5 Nm	5 Nm
M8	10 Nm (For standard UKP and 2K type)	8 Nm (For standard UKP and 2K type)
	20 Nm (For customized version of UKP)	15 Nm (For customized version of UKP)
M10	30 Nm	22 Nm
M12	36 Nm	26 Nm

TD №1-6.02





Options for technical solutions

The annular space seal Hydrocord™ UKP can be used in various cases:

Rectangular hole in the wall for one or more pipes (embedded sleeve)	A hole drilled with a diamond bit
Embedded asbestos-cement sleeve in a monolithic or cast-in-place reinforced concrete	The space between the case and the working pipe

Upon request, the design department of Hydrocord LLC can develop technical solutions for your project. According to your initial data, our specialists will develop a project for sealing penetrations of networks with specifications and detailed nodes.

Download the set of standard solutions following the link in the section "Solutions for designers" of our website

